



What you need?

Welcome to the Electronic Visa Applications Forms Instructions Page. Forms available on this page can be filled out on-line and assist in the processing of your application.

- * if you are using Internet Explorer (Windows), the minimum version that will work with this site is version 9.0.
- * if you are using Mozilla Firefox, the minimum version that will work with this site is version 3.5.
- * You must also have Adobe Acrobat Reader version 3.0 or higher installed on your PC in order to download and print the completed application form. (If you do not have Adobe Acrobat Reader)
- * You should use either an ink-jet or laser printer to print the completed application form.

Before you apply, please check our [supported countries](#) where you can find out if the country you are applying accepts on-line applications.


Currently the service allows submission of applications for NEW VISA, EXTENSION OF VISA, NO VISA REQUIRED(NVR) and ON ARRIVAL VISA(OAV).

You will require an Email-address to complete the online forms. This is for security reasons and also so that we can contact you regarding your online application.

We will also ask you to print your online visa application form as part of this process; therefore you will need the ability to print from your computer.

We also suggest that you have the following information on hand:

- * Passport
- * 45mm x 35mm Digital Photo in JPEG format, Maximum size is 300kb (Photo is optional).
- * Address in Bangladesh
- * Email Address

You can save your Visa application on any page where you see this 

The online application process requires the user to:

- Step 1: Fill up and submit the Online Visa Application Form
- Step 2: Print the completed form
- Step 3: Take the printed form enclosed with required documents, payment of visa fees documents to the nearest Visa office / Bangladesh Mission.

Current visa fees are available [Here](#)

For details on our data protection and copyright obligations, please refer to our [Terms & Conditions](#) and [Privacy Policy](#). Ensure that you have read these and all the relevant guidance notes and confirm this by ticking the checkbox below.

Your application may be refused and you may be banned from coming to Bangladesh for several years if you use a false document, lie or withhold relevant information. You may also be banned if you have breached immigration laws in the Bangladesh. "New" travelers to the Bangladesh who produce a false travel document or passport to the Bangladesh immigration authorities for themselves and/or their children are committing an offence. People found guilty of this offence face up to two years in prison or a fine (or both).

I have read the above information and the relevant guidance notes



Step 1:

- Go to <https://www.visa.gov.bd/>
- Click on the check mark
- Click on the 'Next' button

[Home](#)

[Terms & Conditions](#)

[Privacy Policy](#)

[Download MRV Form](#)

[FAQ](#)

[ABOUT SSL CERTIFICATES](#)



Before you begin, please complete the necessary security questions below

These questions are for your added security while you are on-line. The information you provide will be required if you choose to save your Visa Application and need to return later.

Application Security

Enter your E-mail Address

Confirm your E-mail Address

Enter Security Code Shown in Image

Y Z 3 R K



Step 2:

- Add your email address and confirm
- Enter Security Code
- Click on the 'Next' button

- Home
- Terms & Conditions
- Privacy Policy
- Download MRV Form
- FAQ



ABOUT SSL CERTIFICATES

Part - 1: Personal Information

Current Location:

Photo: No se ha seleccionado ningún archivo

First Name (as in the Passport):

Last/Surname (as in the Passport):

To be Printed on Visa...

First Name on Visa:

Last/Surname on Visa:

Permanent Address:

Contact No. at permanent address:

Address in Bangladesh:

Contact No. in Bangladesh:

Date of Birth:

Sex:

Place of Birth:

Birth Country:

Present Nationality:

Nationality at Birth:

Occupation:

Marital Status:

Organization:

Step 3:
- Fill up the information required. (Uploading the picture is not mandatory).
You could include a hard copy of the pic with your application
- Click on Save & Next button



[Preview](#)

Photo must be 45x35mm in JPEG format
Maximum file size is 300kb.

Other:

Other:

Other:



[Save & Next](#)

- [Home](#)
- [Terms & Conditions](#)
- [Privacy Policy](#)
- [Download MRV Form](#)
- [FAQ](#)

[ABOUT SSL CERTIFICATES](#)

Part - 2: Type of Visa Enrollment

- Step 4:
- Select your preferred type of visa
 - Choose New Visa Application to apply through the Embassy of Bangladesh in Madrid
 - Click on Save & Next

Type of Visa Enrollment



- Home
- Terms & Conditions
- Privacy Policy
- Download MRV Form
- FAQ

ABOUT SSL CERTIFICATE

This is your Logon Application ID and Password for Bangladesh MRV Online Visa Application.
Your details are as follows:
Logon Application ID : **OA000000**
Password : **HUPRBP**
Questions or Issues?, Please feel free to email us directly at dip@passport.gov.bd
Note : Your incomplete Visa Application will only be kept for 7 days. If you do not login to complete the Application within 7 days it will be deleted and you will need to apply again.

Ok

Step 5:

- Please save your Application ID number and password. You could return to an incomplete application using this data
- Click on 'Ok' button to continue

Passport type:

Passport Type (Other):

Place of Issue:

Date of Issue:

Date of Expiry:

Have you visited to Bangladesh previously?

Yes

No

Yes, but don't have the information to hand.

Date of last visit to Bangladesh:


Last Visa No:

Last Visa Issue Date:

Last Visa Date of Expiry:

Place of Issue:

Type of Visa:

 Don't have all information to hand? Click here to save your application.

[Previous](#) [Next of Step](#)



Part - 3: Travel Document

Application ID: OA0000027146

Passport No. 

Passport Type

Passport Type (Other)

Place of Issue

Date of Issue

Date of Expiry

Have you visited to Bangladesh previously?

Yes

No

Yes, but don't have the information to hand

Date of last visit to Bangladesh


Last Visa No.

Last Visa Issue Date

Last Visa Date of Expiry

Place of Issue

Type of Visa

 Don't have all information to hand? Click here to save your application.



- [Home](#)
- [Terms & Conditions](#)
- [Privacy Policy](#)
- [Download MRV Form](#)
- [FAQ](#)

[ABOUT SEL CERTIFICATE](#)



Government of The
People's Republic of Bangladesh
Department of Immigration and Passports

ONLINE APPLICATION FOR
BANGLADESH MACHINE READABLE VISA



HOME INCOMPLETE APPLICATION VIEW STATUS REPRINT APPLICATION COMPLAINTS & FEEDBACK

Part 1 Part 2 Part 3 Part 4 Part 5 Part 6 Part 7

Part - 4: Payment Information

Name of the Bank

Name of the Branch of Bank

Payment Mode

Cheque/Bank Transfer/Chalan/Scroll No.

Payment Currency

Amount Deposited

Payment Date

Dont have all information to hand? Click here to save your application.

Step 7:
- Payment Information is not mandatory
- Click on Save & next button

- [Home](#)
- [Terms & Conditions](#)
- [Privacy Policy](#)
- [Download MRV Form](#)
- [FAQ](#)

[ABOUT SSL CERTIFICATE](#)

[Previous](#) [Save & Next](#)





Government of The
People's Republic of Bangladesh
Department of Immigration and Passports

ONLINE APPLICATION FOR
BANGLADESH MACHINE READABLE VISA



HOME INCOMPLETE APPLICATION VIEW STATUS REPRINT APPLICATION COMPLAINTS & FEEDBACK

Part - 1 Part - 2 Part - 3 Part - 4 Part - 5 Part - 6 Part - 7

Part - 5: New Visa Information

Purpose of Visit


Specify Other Purpose

Duration of Proposed stay in Bangladesh

Tentative Date of Arrival in Bangladesh

Intended Number of Entries



 Dont have all information to hand? Click here to save your application.

Step 8:

- Fill up the purpose of your visit, select "Business" if you are applying for a business visa
- Click on Save & Next Button

[Home](#)
[Terms & Conditions](#)
[Privacy Policy](#)
[Download MRV Form](#)
[FAQ](#)

[Previous](#) [Save & Next](#)



[ABOUT SSL CERTIFICATES](#)

Part - 6: Bangladesh Visa Office Information

Step 9:


- Mark 'FM' as Foreign Mission and select MADRID
- Click on Save & Next button

Application ID: 

Group / Order By: FM IGP Visa Cell

Select from which Bangladesh Visa Office you want to take Visa: 

 Dont have all information to hand? Click here to save your application.

[Previous](#) [Save & Next](#) 

[Home](#)
[Terms & Conditions](#)
[Privacy Policy](#)
[Download MRV Form](#)
[FAQ](#)

[ABOUT SSL CERTIFICATES](#)

Part - 7: Document Check List

Document Check List

- Recommendation from concern Ministry Authority
- Security clearance/Security Certificate
- Father's/Husband's/Mother's Visa copy
- Passport Copy, Last Visa and Last Arrival Page
- Father's/Husband's/Mother's Passport copy
- N. D. C from Sri Lankan High Commission
- Bi-Lateral Agreement/Multilateral Agreement
- Trade license of the sponsoring Company
- Payment Slip
- Over stay Payment Slip
- Marriage Certificate
- Birth Certificate
- Work Permit
- Affidavit
- Photo
- Income Tax Certificate of the Company
- TIN
- TIN Certificate of the Company
- Others

Other Document

Step 10:

- Click and check the documents attached to your application
- Click on Save & Next

- Home
- Terms & Conditions
- Privacy Policy
- Download MRV Form
- FAQ

ABOUT SSL CERTIFICATES

Previous

Save & Next



Contact no. in Bangladesh: 880173247/568
Date of Birth: 15/06/1973
Country of Birth: Spain
Place of Birth: BARCELONA
Present Nationality: Spanish
Occupation: BUSINESS
Marital Status: MARRIED

Sex: MALE
Nationality at Birth: Spanish

ABOUT SSL CERTIFICATES

Part 2 Visa Information
Type of Visa: New Visa
Enrollment:

Part 3 Travel Documents
Passport No.: PAG027427
Place of Issue: BARCELONA
Date of Issue: 02/01/2018
Date of Expiry: 27/05/2025
Date of last visit to Bangladesh:
Last Visa No.:
Last Visa Issue Date:
Place of Issue:
Type of Visa:

Part 4 Payment Information
Name of the Bank:
Name of the Branch of Bank:
Payment Mode: Cheque/Bank Transfer/Chalan/Scroll No.:
Payment Currency:
Date:

Part 5 New Visa Information
Purpose of Visit: BUSINESS
Duration of Proposed Stay in Bangladesh: 60 Day(s)
Tentative Date of Arrival in Bangladesh: 31/12/2021
Specify Other Purpose:
Intended Number of Entries: MULTIPLE

Part 6 Visa Office / Bangladesh High Commission Office Information
Bangladesh High Commission: MADRID

Part 7 Document Check List

Recommendation from concern Ministry Authority	<input type="checkbox"/>	Marriage Certificate	<input type="checkbox"/>
Security Clearance / Security Certificate	<input type="checkbox"/>	Birth Certificate	<input type="checkbox"/>
Father's / Husband's / Mother's Visa copy	<input checked="" type="checkbox"/>	Work Permit	<input type="checkbox"/>
Passport Copy, Last Visa and Last Arrival Page	<input type="checkbox"/>	Affidavit	<input checked="" type="checkbox"/>
Father's / Husband's / Mother's Passport copy	<input type="checkbox"/>	Photo	<input type="checkbox"/>
N, O, C from Sri Lankan High Commission	<input type="checkbox"/>	Income Tax Certificate of the Company	<input type="checkbox"/>
Bi-Lateral Agreement / Lateral Agreement	<input type="checkbox"/>	TIN	<input type="checkbox"/>
License of the sponsoring company	<input checked="" type="checkbox"/>	TIN Certificate of the Company	<input type="checkbox"/>
Others	<input type="checkbox"/>	Others	<input type="checkbox"/>

I hereby declare that statement given above is true and will not request to refund my paid visa fee even if application is declined.

Step 11:

- Declare that the information provided is true by check in the mark on the bottom
- Click on Save & Next button

Previous

Save & Next

Thank you, your Visa application has been submitted successfully. Now carefully read the following instructions.

- 01. OA000002714580 - Is your unique Visa Application Id. Please keep it safe for your reference. You will need this if you want to Log-in again to this web site and access your online Visa application.
- 02. A confirmation E-mail has been sent to bdembmcommerce@gmail.com. Please note that if you do not receive this E-mail message it may be because it was incorrectly identified as junk mail (this can be if you have a junk-mail filter running on your PCV or one is operated by your ISP or Systems Administrator). For this reason we recommend that you take a note of the details shown here.
- 03. Submit your completed application along with the required documents to the following address: Name of Mission: Embassy of the People's Republic of Bangladesh Madrid C/Diego de Leon, 69- 2nd Floor-D, 28006-Madrid, Spain International phone code: 34 Telephone: 91 401 9932, 91 309 2735 Fax: 91 402 9564 Email: chancery@bdoot-mad.e.telefonica.net Local time: GMT + 1 hour Local time: 0900-1700 hours (Monday-Friday)
- 04. Download and print your completed online Visa application. Click the link below.

Step 12:

- [View Completed Visa Application](#)
- [Download & Print Completed Visa Application](#)



- Click on Download and print. A PDF folder would be saved in your PC. Print your fully filled application and deliver a signed copy to the consular section with all the necessary requirements found at the Embassy webpage.



- Home
- Terms & Conditions
- Privacy Policy
- Download MRV Form
- FAQ

ABOUT SSL CERTIFICATES